

AUTHENTIC  
TILE EFFECT

# TRADILINE



800mm door entry, step to 20mm



Presented with options (ask us)

# TRADILINE

## Specifications

### Bathroom in composite materials

- Authentic tile effect
- Glass-fibre reinforced resin "G.R.P"
- Choice of colours
- Embossed non-slip floor
- Shower tray built into the floor
- Fire-retardant resin M2/F2.

### Entirely fitted out

- 800mm door entry for extra access, reduced entry step to 20mm.
- Door frame, ceramic sink unit, mirror, taps, 3 ceiling mounted Spot lights, extractor fan, two clothes hooks, towel holder, shower curtain, hand grip, shower head, wall-hung toilet pan with cover, concealed flush fitted cistern, washbasin/shower valves, two moulded shelves, toilet roll holder, 2 faces stratified door.

### Adapted to a specific environment

- 800mm door: optional layout for optimum compatibility into buildings. Reduced entry step to 20mm.

### Electrical installation conforms to regulations (NF C15 100)

- All metal parts electrically bound together.
- Copper pipework.

### Can be delivered assembled or pre-assembled

- In 8 sections to pass through a standard 60 cm door opening.

### Ready to take any type of interior cladding.

(plasterboard, wood...)

### Options

- 2 phase power outlet
- Shaver point with flap cover
- Towel holder
- Additional clothes hook
- Timed or thermostatic water flow
- Other options available on request

HYGIENIC / WATER TIGHTNESS / GUARANTEES

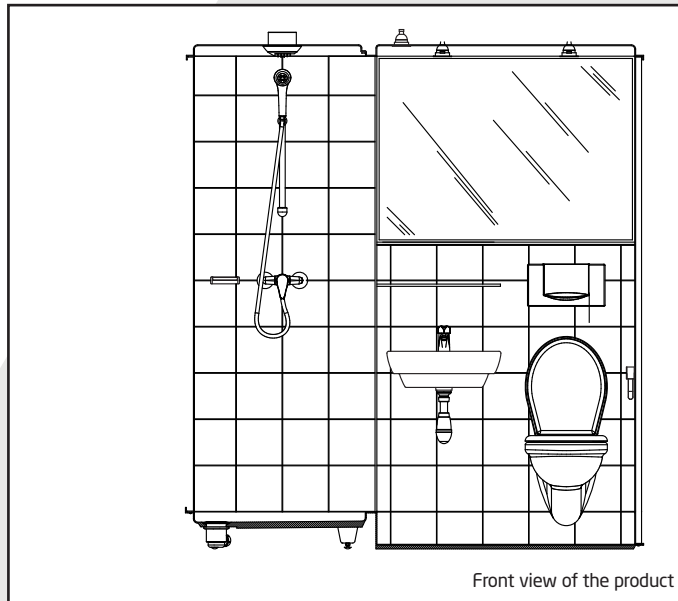


Overall size: 1.37m x 2.01m

Overall height: 2.27m

Weight: 350kg

Optional layout for optimum compatibility into buildings



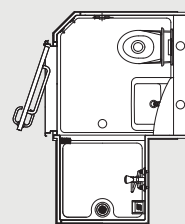
Front view of the product

Rear view of Altor product. Plumbing connections accessible from a removable panel

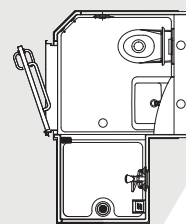


- Average time to install for two people: 1h30 for a new site, 6 hours for renovation job

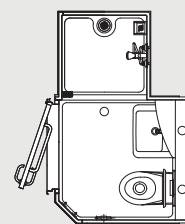
- Area required for the transport of one unit: 2m floor space (9 units per 13.40m artic)



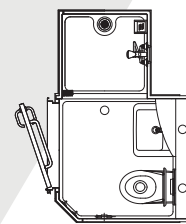
TR2D



TR2G



TR1D



TR1G

